



US00D624678S

(12) **United States Design Patent**  
**Kim**

(10) **Patent No.:** **US D624,678 S**

(45) **Date of Patent:** **\*\* Sep. 28, 2010**

(54) **LIGHTING DEVICE WITH CLIP**

D612,968 S \* 3/2010 Ma ..... D26/49

\* cited by examiner

(75) Inventor: **Paul Y. Kim**, Santa Ana, CA (US)

*Primary Examiner*—Charles A Rademaker

*Assistant Examiner*—Carissa C Fitts

(73) Assignee: **SureFire, LLC**, Fountain Valley, CA (US)

(74) *Attorney, Agent, or Firm*—Haynes and Boone, LLP

(\*\*) Term: **14 Years**

(57) **CLAIM**

(21) Appl. No.: **29/353,891**

The ornamental design for a lighting device with clip, as shown and described.

(22) Filed: **Jan. 15, 2010**

**DESCRIPTION**

(51) **LOC (9) Cl.** ..... **26-02**

FIG. 1 is a front perspective view of a lighting device with clip showing my new design;

(52) **U.S. Cl.** ..... **D26/49; D26/38**

FIG. 2 is a rear perspective view thereof;

(58) **Field of Classification Search** ..... D26/37,  
D26/38, 39, 46, 49; 362/157, 158, 183, 184,  
362/194–196, 200–208

FIG. 3 is a top plan view thereof;

FIG. 4 is a bottom plan view thereof;

See application file for complete search history.

FIG. 5 is a left side elevational view thereof;

FIG. 6 is a right side elevational view thereof;

(56) **References Cited**

**U.S. PATENT DOCUMENTS**

D537,969 S \* 3/2007 Moser ..... D26/46

D574,529 S \* 8/2008 Squires et al. .... D26/49

D597,690 S \* 8/2009 Yamamoto ..... D26/37

D605,799 S \* 12/2009 Kim ..... D26/49

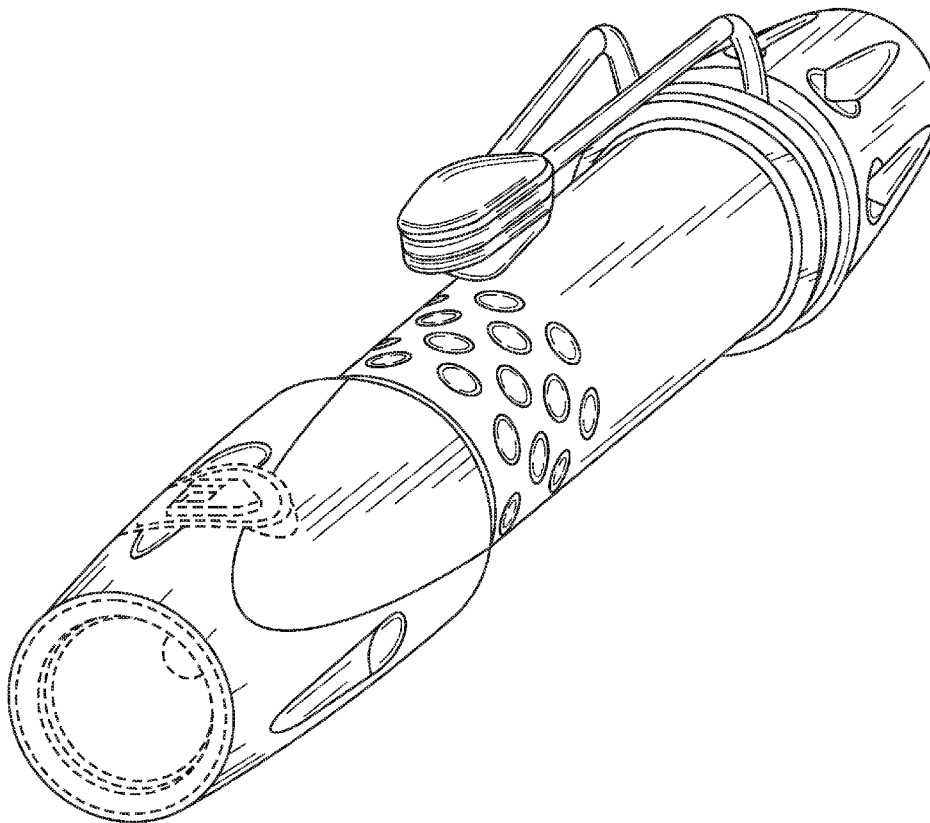
D608,923 S \* 1/2010 Yamamoto ..... D26/49

FIG. 7 is a front side elevational view thereof; and,

FIG. 8 is a rear side elevational view thereof.

The dashed lines in FIGS. 1-8 are shown for illustrative purposes and form no part of the claimed design.

**1 Claim, 7 Drawing Sheets**



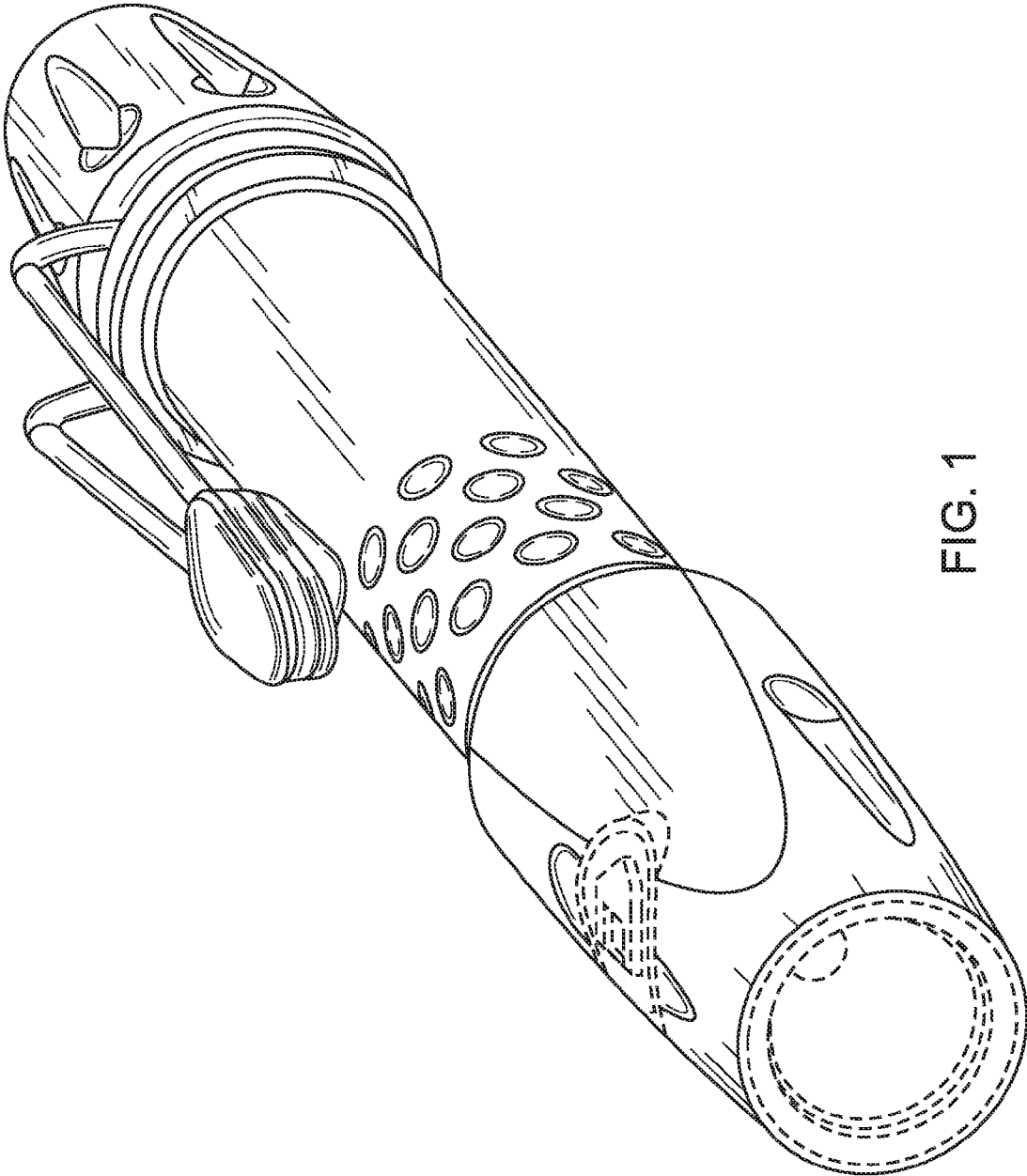


FIG. 1

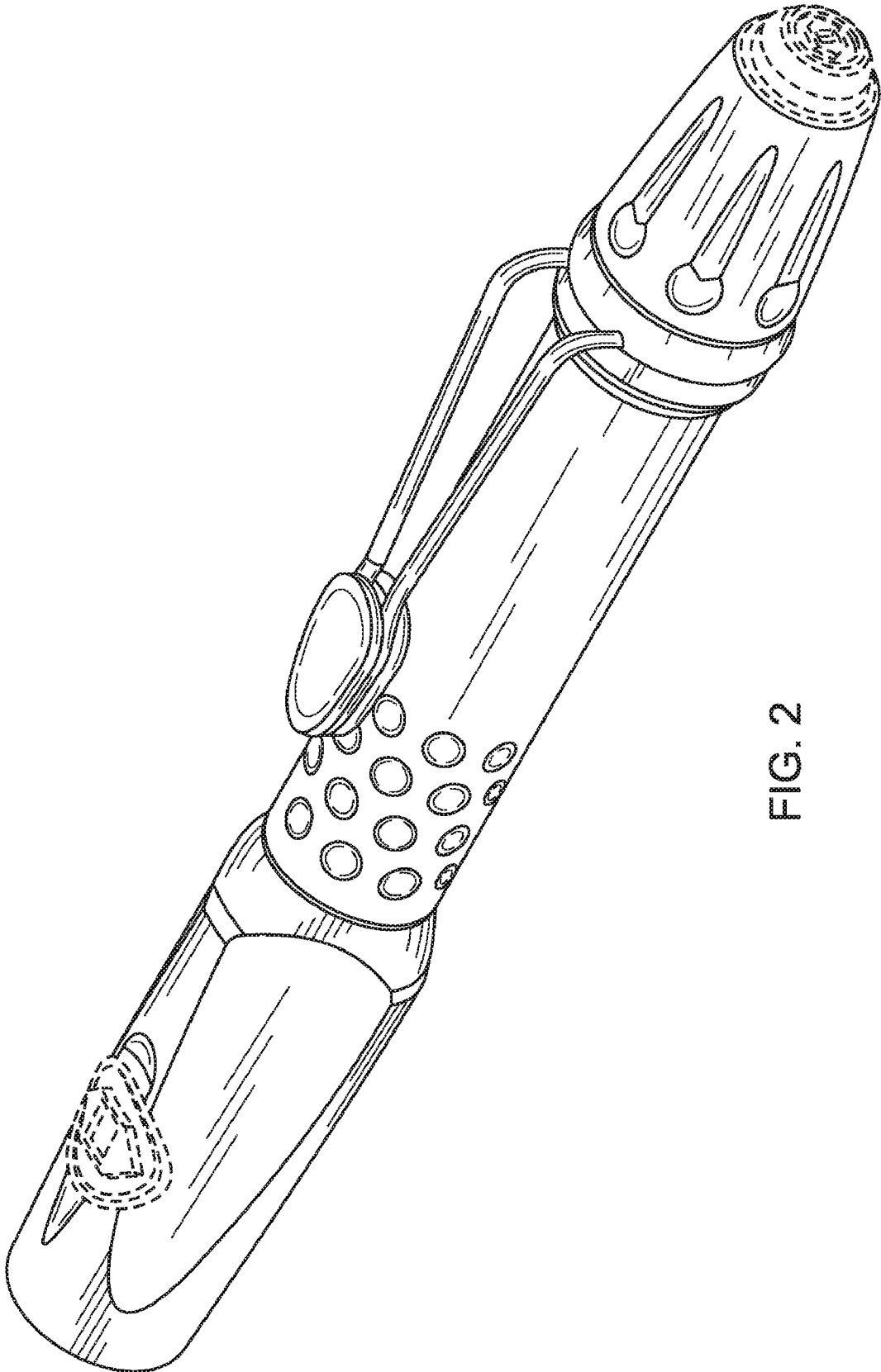


FIG. 2

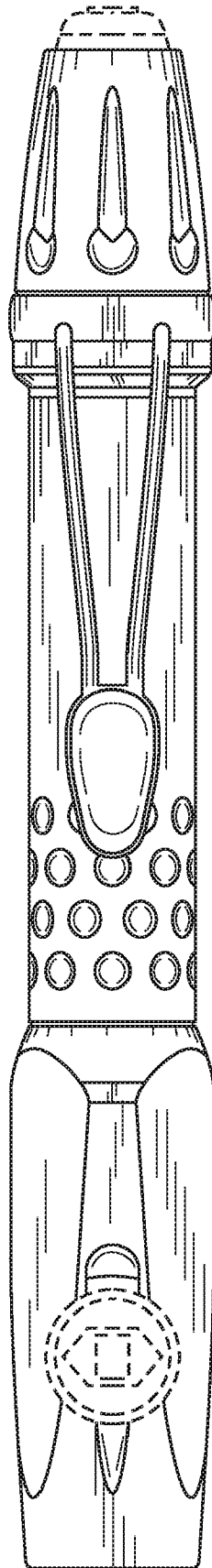


FIG. 3

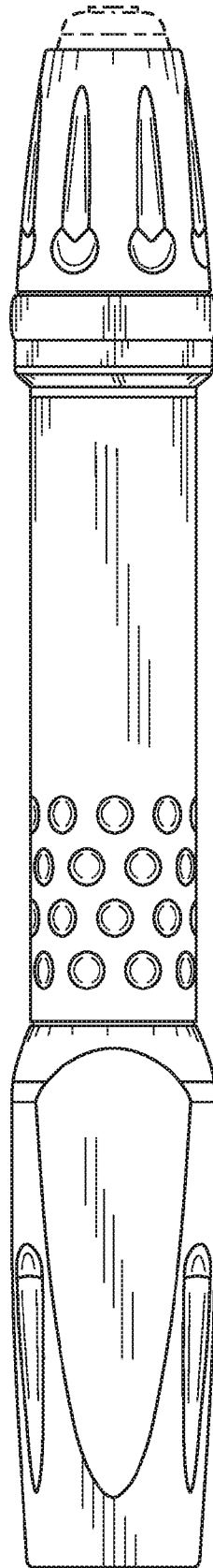


FIG. 4

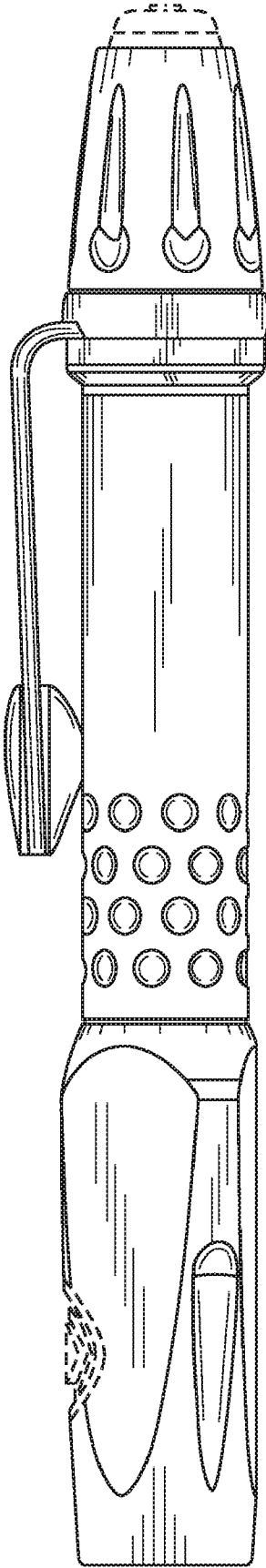


FIG. 5

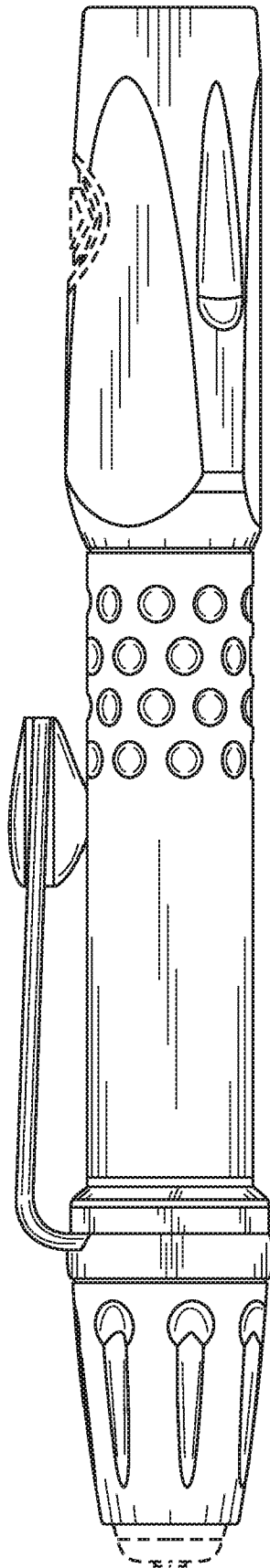


FIG. 6

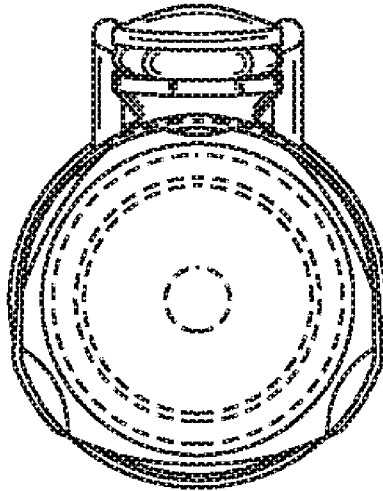


FIG. 7

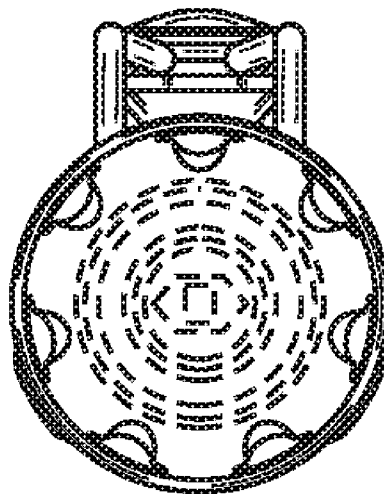


FIG. 8